

## Week 1 afternoon Tasks

### My Unique Family

<https://classroom.thenational.academy/lessons/to-understand-what-makes-my-family-unique-6dh3jd>

In this lesson, we join Miss Sidenius to learn about what makes our family unique and special. We will create a collage of our family, thinking about the height of our family members and other features such as hair colour and length. You can extend this lesson by comparing your family to a friend's family, thinking about the similarities and differences between them.

### Family changes task

<https://classroom.thenational.academy/lessons/to-understand-how-life-has-changed-over-time-for-members-of-my-family-60v3jc>

In this lesson, we join Mrs Garrard to think about how families and family members change over time. We will make a family wall hanging, representing our family at this moment in time. You can extend this lesson by thinking about how our abilities develop over time.

### I love you task

<https://classroom.thenational.academy/lessons/i-love-you-for-you-6grpac>

In today's lesson you will learn the characteristics of making and keeping good friendships. You will learn the features of friendship and how you can show traits of being a good friend. You will be creating a friendship bracelet using your phonemic awareness to try and write your friend's name and identifying your friend's positive attributes pictorially.

### Feel Good Friday

#### Reception to Year 2 weekly challenges

Choose a challenge to complete. You could also ask an adult to share your challenge on Twitter @Cornerstonesedu or Instagram @cornerstonesedu.



#### Treasure hunt

Make a treasure hunt around your indoor or outdoor space. Hide 10 objects and think of some clues that will help someone to find them. Write them down if you can. Alternatively, draw a map with a key and symbols and challenge your family to find all 10 treasures.

#### Den builders

Build an indoor or outdoor castle, fort or den, for you or to share with a member of your household. Be creative with materials to make a floor, walls, roof and lookout holes. What will you call your special place? What will you do there? Design a flag and invent a secret language just for your den.

#### Special places

Remember a place that is special to you. Maybe it's a grandparent's home, a play park or holiday destination. Close your eyes to imagine it. Then, using paints or coloured pens and crayons, create a detailed picture of your special place from memory.

#### Wild down under

Find out about the native animals of Australia, who live on the other side of the world. Draw your favourites and write down some facts. Do they live near people's homes or in the wild? How is Australia similar to or different from where you live?

#### Continental breakfast

Look at a map to find the continent of Europe. Choose five different countries in Europe and use a safe web browser to find out the typical breakfasts eaten in each one. Use card and coloured pens or pencils to design a buffet menu for the perfect European continental breakfast.

#### Virtual trip

Choose a country that you'd like to explore and use online maps to take a closer look. How is it different from the place where you live? How is it similar? With help from an adult, find out about some of the fun things that you can see and do in the country. Write a postcode or draw pictures about your virtual trip.

## Week 2 afternoon Tasks

### Healthy/unhealthy food task

<https://classroom.thenational.academy/lessons/to-identify-foods-that-are-healthy-and-foods-that-are-not-healthy-64wk0d>

In this set of lessons we learn about how to eat a healthy, balanced diet. In this lesson with Miss Hughes, we learn the importance of a healthy diet. We learn about the importance of different food groups and end the lesson by designing a plate of healthy food.

### Healthy Dish task

<https://classroom.thenational.academy/lessons/to-create-a-healthy-dish-6djp2d>

In this lesson, we join Mrs Garrard to learn about what constitutes a balanced, healthy diet. We learn about the different food groups and begin to understand the importance of including lots of fruit and vegetables in our diets. To support this, we create a healthy 'rainbow fruit salad'. We think about the colours of the rainbow and name fruit for each colour which we then include in our fruit salad. You could extend this lesson by exploring what else our bodies need to stay fit and healthy.

### Problem shared task

<https://classroom.thenational.academy/lessons/a-problem-shared-is-a-problem-halved-6nhp6d>

In today's lesson you will learn how to resolve minor conflicts you may have with your friends. You will learn different strategies to help overcome disagreements you may have and how to begin to attempt to solve these problems. You will learn different ways to resolve minor conflicts and stay happy and continue to be a good friend. You will create and practise a rap to help you remember some of the conflict resolution strategies.

### Feel Good Friday

#### Reception to Year 2 weekly challenges

Choose a challenge to complete. You could also ask an adult to share your challenge on Twitter @Cornerstonesedu or Instagram @cornerstonesedu.



#### Bird cakes

Make fat cakes for hungry birds. The RSPB and BBC Gardeners' World websites offer simple recipes using fat, seeds, nuts and cheese. Hang the cakes in a tree or place on a bird table and watch who comes to visit.

#### Green fingers

Grow a plant from seed or tend to indoor or outdoor plants. Write a plant care label and take photos of yourself with your plants as they grow.

#### Bug hunt

Hunt for minibeasts in your outdoor space. Search high and low, in cracks, crevices, soil, plants and under rocks. Carefully place the creatures in clear containers to take a closer look. Can you identify them? Don't forget to return the minibeasts to their habitats when you're done.

#### Beautiful botany

Make detailed drawings of plants, looking closely at different parts, such as the stem, leaves and flowers. Choose from a range of drawing materials and different coloured paper. Try scented pens to add another sensory dimension.

#### Spring crown

Look around your indoor and outdoor areas for interesting natural objects with different patterns, shapes, textures and scents. Can you name them? Make a springtime crown with an adult, sticking the items onto a strip of card that fits around your head. Staple or tape the ends together.

#### Animal planet




Visit a zoo's website and explore the live webcams to find out what the animals get up to. Create a fact card or poster about one of the animals. Include information, such as where it lives in the wild, its size, what it eats, how it moves and if it is endangered.

## **Art Ideas**

*In class we have been studying the work of Bridget Riley. The children have all created their own images using straight lines, curved lines, zig-zags and spots. This is excellent practise for their fine motor skills to help them with their handwriting.*

*You could use paint, crayons, felt tips, strips of paper etc to create your own art work. Encourage your child to experiment with the different styles of lines.*

*Here are some examples to inspire:*



## **Week 1 English Tasks**

### **Monday**

**To know that stories have problems in them**

<https://classroom.thenational.academy/lessons/to-know-that-stories-have-problems-in-them-cnkhgr>

In this lesson, we will be exploring the problem in the Billy Goats Gruff story and the plan to overcome it.

### **Tuesday**

**To sing and map the story**

<https://classroom.thenational.academy/lessons/to-sing-and-map-the-story-6xgkar>

In this lesson, we will sing and map the story of The Three Billy Goats Gruff.

### **Wednesday**

**To step the story**

<https://classroom.thenational.academy/lessons/to-step-the-story-cmrk6c>

In this lesson, we will step out the story of The Three Billy Goats Gruff.

### **Thursday**

**To mime the story of The Three Billy Goats Gruff**

<https://classroom.thenational.academy/lessons/to-mime-the-story-of-the-three-billy-goats-gruff-70w62e>

In this lesson, we will explore language linked to actions.

### **Friday**

**To tell the story independently**

<https://classroom.thenational.academy/lessons/to-tell-the-story-independently-70t3cc>

In this lesson, we will bring together all the work of the unit so far to support an independent telling.

## **Week 2 English Tasks**

### **Monday**

**To recycle the story of The Three Billy Goats Gruff**

<https://classroom.thenational.academy/lessons/to-recycle-the-story-of-the-three-billy-goats-gruff-6xjk6t>

In this lesson, we will recycle the story of The Three Billy Goats Gruff to create a new story with changed characters.

### **Tuesday**

**To create a telling of a recycled story**

<https://classroom.thenational.academy/lessons/to-create-a-telling-of-a-recycled-story-75j30d>

In this lesson, we will develop descriptions of new characters.

### **Wednesday**

**To sing and step out the new story**

<https://classroom.thenational.academy/lessons/to-sing-and-step-out-the-new-story-chh3gc>

In this lesson, we will sing and step out the story of The Three Frilly Goats

### **Thursday**

**To mime the story of The Three Frilly Goats**

<https://classroom.thenational.academy/lessons/to-mime-the-story-of-the-three-frilly-goats-cgvk0e>

In this lesson, we will be putting actions to all parts of the story and telling it in mime.

### **Friday**



**To tell the story of The Three Frilly Goats independently**

<https://classroom.thenational.academy/lessons/to-tell-the-story-of-the-three-frilly-goats-independently-cct32r>

In this lesson, we will be supporting pupils to tell the story independently.
















## Week 1 Maths tasks

### Monday



#MathsEveryoneCan

Can you cut out these buttons?

Now can you find all of the buttons that match?









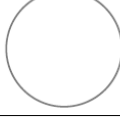



				
				
				

White  
Rose  
Maths

#MathsEveryoneCan



Can you design your own buttons?

Then can you find two that match?

White  
Rose  
Maths

### Tuesday


#MathsEveryoneCan

Collect some pairs of socks.

Now mix them up and see if you can find which socks match together.

What do you notice about your socks?

What is the same? What is different?



White  
Rose  
Maths






#MathsEveryoneCan



Can you cut out these cards?

Now have a go at the memory game! Look out for those matches!



White  
Rose  
Maths




#MathsEveryoneCan



Here are some different cards?

Can you have another go at the memory game?



White  
Rose  
Maths

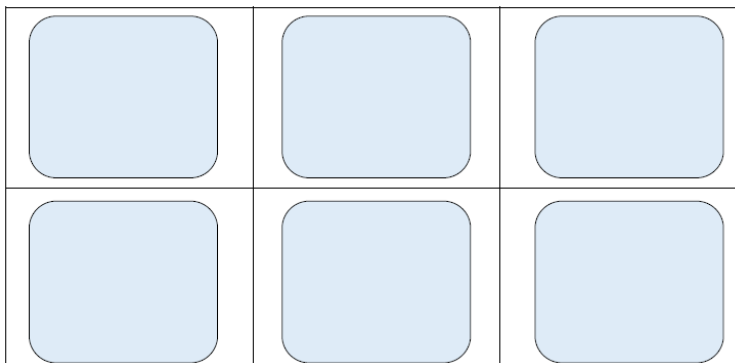


#MathsEveryoneCan





Can you make some of your own cards to play the memory game with?

You could draw animals, shapes or even draw pictures of you and your friends. Remember to look out for the matching cards!

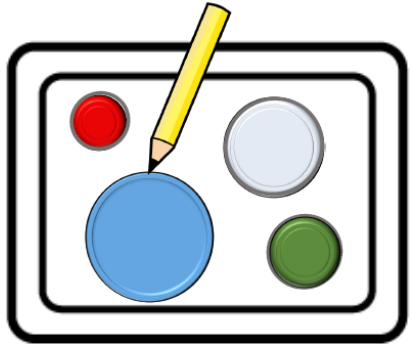


White  
Rose  
Maths

Wednesday



 #MathsEveryoneCan 

Have a hunt around your home for some different sized lids.  
Can you draw around them on a piece of paper?  
Now mix your lids up and see if you can find the matching lid on your paper.  
Can you talk about the size and shape of each of your lids?















White Rose Maths



Thursday

 #MathsEveryoneCan 













Can you cut out these buttons?  
How could you sort these buttons into two groups?  
Is there a different way you can sort them?

White Rose Maths

 #MathsEveryoneCan 

How could you sort these buttons into two groups now?  
What is the same and what is different this time?


			
			
			

White Rose Maths

Friday

**#MathsEveryoneCan**

What natural objects have you found on your autumn walk?  
What do you notice about them?  
What do they look like? What do they feel like?  
How could you sort them into two groups or even into three groups?  
Can you find a different way to sort them?




White Rose Maths

## Week 2 Maths Tasks

Monday

**#MathsEveryoneCan**

Make a collection of objects to represent the number one.  
How many different ways can you find?




Instead of collecting objects, you could also represent the number one by drawing a picture like we saw in Anno's Counting Book.

White Rose Maths

Tuesday

**#MathsEveryoneCan**

Make a collection of objects to represent the number two.  
How many different ways can you find?




Instead of collecting objects, you could also represent the number two by drawing a picture like we saw in Anno's Counting Book.

White Rose Maths

Wednesday

**#MathsEveryoneCan**

Make a collection of objects to represent the number three.  
How many different ways can you find?




Instead of collecting objects, you could also represent the number three by drawing a picture like we saw in Anno's Counting Book.

White Rose Maths

Thursday

**#MathsEveryoneCan**

Collect some objects to show 1, 2 or 3  
Can you sort your objects into groups or sets?  
Here I have made a set of ones, a set of twos and a set of threes.



How many different ways can you show each number?  
Can you match the numerals to each set?

White Rose Maths



Friday

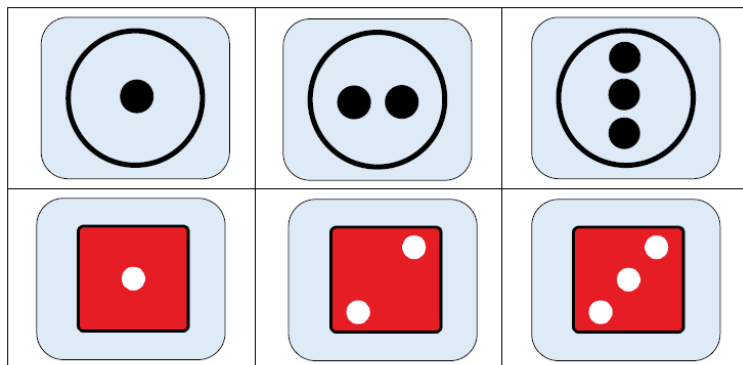


#MathsEveryoneCan



Cut out these cards and have a go at the memory game!

Look out for those matches!



White  
Rose  
Maths



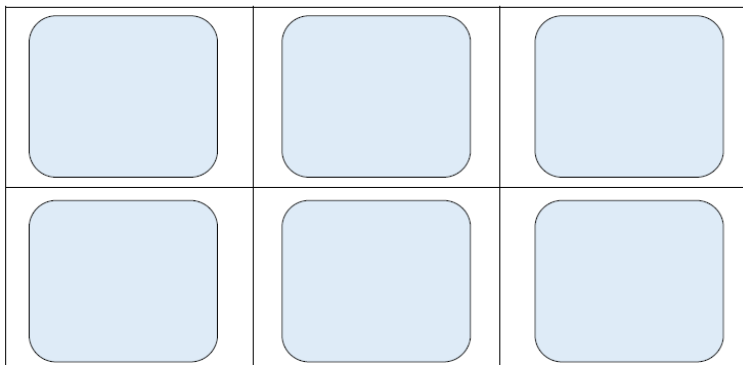
#MathsEveryoneCan



Now make some of your own cards to play the memory game with.

You will need a pair of ones, a pair of twos and a pair of threes.

You could draw dot plates, dice or any picture that represents each number.



White  
Rose  
Maths